

Preteen | W4

Today's Suggested Schedule—March 2026, Week 4

Bible Story: Mary and Martha • Luke 10:38-42

Bottom Line: Make time for Jesus first.

Monthly Memory Verse: *Don't do anything only to get ahead. Don't do it because you are proud. Instead, be humble. Value others more than yourselves.* • Philippians 2:3 Nlrv

Prelude: Setting the Tone for the Experience

See the **Getting Ready** pages at the end of this document for a detailed description of what you'll need for today.

In the **Prelude** folder of your curriculum, you'll find a variety of other resources to help you prepare.

Check out our Pinterest page here <https://bit.ly/447HSZi> for a visual on some of the activities.

Note: This leader guide is created with inclusion in mind. It supports children with learning differences, disabilities, or special needs as they participate alongside their peers. Look for the highlighted sections for extra tips to help welcome and include every child. For more resources, check out our free *A Place at the Table* course with Kim Botto and EveryChild Curriculum. (joinamazing.com/everychild)

Small Group (15 minutes)

Social: Providing Time for Fun Interaction

Opening Activity

Large Group (35 minutes)

Story: Communicating God's Truth in Engaging Ways

Worship: Inviting People to Respond to God

Opener

Worship

Bible Story (sections about God's Big Story are listed as optional)

Prayer

Small Group (25 minutes)

Groups: Creating a Safe Place to Connect

Bible Story Review: Parachute Story

Application Activity: Jesus Above All

Memory Verse Activity: Quiet Line Up

Prayer Activity: Pray and Dismiss

Home: Prompting Action Beyond the Experience

Parent Cue Card (Print or Email)

Devotionals for Kids

Parent Cue App



Bible Story

Mary and Martha • Luke 10:38-42

Conversation Starter

How can you make time for Jesus?

Bottom Line

Make time for Jesus first.

Monthly Memory Verse

Don't do anything only to get ahead. Don't do it because you are proud. Instead, be humble. Value others more than yourselves. • Philippians 2:3 Nlrv





5 min

Social

5 min

Preteen Social Activity | Made to Move

What You Need

	Offering container	0
	Floor tape	1
	Crumpled paper balls	1
	Paper plates	1

What You Do:

- Welcome the kids by name with a high five or fist bump!
- Invite the kids who brought an offering to put it in the offering container.
- Create two start lines using floor tape at one end of the room.
- Create two finish lines using floor tape at the other end of the room.
- Divide the group into two teams and instruct each team to line up behind the start line on one end of the room.
- Give the first kid in each line a crumpled paper ball and a paper plate.
- Explain the relay race: One at a time, the kids are to use the paper plate as a fan to "blow" their paper "trash" across the room to the finish line, and then run back and hand the plate to the next kid in line.
- The first team to have all its players finish wins.
- Play a second round where the kids have to fan the paper ball while walking backward.

What You Say:

"That was a lot of work! You were all so busy fanning that paper across the room. And you definitely didn't want to stop because you wanted to get to the finish line! It's easy to get busy with tasks and forget what's most important. **[Transition]** Today's true story from the Bible is about two sisters, Mary and Martha. One of them was very, very busy ... Let's go find out what Jesus thought about all her work."



5 min

Bible Story Review

5 min

Preteen – Bible Story Extension | Made to Play

What You Need

- | | | |
|---|---|---|
|  | Bible | 1 |
|  | Small, handheld whiteboard and dry-erase marker and dry-erase eraser, or large paper and writing utensil. | 1 |



EveryChild Tips

- For kids who are not confident in their drawing skills, allow them to act out the scene as a charade instead of drawing.
- Write or draw the prompts on slips of paper so kids can see them instead of relying on whispering.

What You Do:

- Read Luke 10:38-42 out loud to the group.
- Tell the group you're going to play a version of *Pictionary* to review the story, but upside down.
- Divide into two teams.
- Instruct one kid from the first team to sit across from the other team. Give them a large pad of paper and writing utensil, or a handheld whiteboard with a dry-erase marker and a dry-erase eraser.
- Whisper one of the following prompts to them:
 - Mary sitting at Jesus' feet.
 - Martha cooking food.
 - Martha feeling worried and upset.
 - Jesus talking to Martha.
- That person has one minute to draw the scene for the other team to guess. (The scene should face the person drawing, but look upside down for the team guessing.)
- Alternate teams until all the prompts are drawn.

What You Say:

"Great job with those drawings! It was challenging to guess when the pictures were upside down! You did a great job drawing Martha being so busy and Mary sitting at the feet of Jesus. Martha was so busy doing things for Jesus and His friends' visit to her house, while Mary sat with Jesus and spent time with Him. Martha got so upset that she said to Jesus, 'Lord ... Don't you care? Tell her to help me!' (Luke 10:40 NIV). But Jesus said that Mary chose what is better. It is most important to spend time with Jesus.

"It's a good reminder for us all. Are we letting our 'busyness' get in the way of being with Jesus? We can get busy with good things like Martha. We can get busy with practice, homework, friends, shows, and even chores. Those are all good things to do, but let's remember to do what Jesus said is most important and **[Bottom Line] make time for Jesus first.**"


5 min

Application Activity

5 min

Preteen – Take a Snapshot | Made to Connect

What You Need

 My Week" Activity Page

1

 Pencils

1

What You Do:

- Give each kid a page from the "My Week" Activity Page and a pencil.
- Instruct them to fill in their typical weekly schedule. Encourage them to write down things like school, sports practice, homework, chores, and screen time.
- Once the kids have their busy week filled in, invite them to look for the empty spaces.
- Challenge them to find specific times this week where they can intentionally "make time for Jesus."
- Instruct them to write "Time with Jesus" in some of the empty slots on their calendar.
- Invite them to share with a partner what time they chose and what they plan to do during that time (e.g., pray, read a devotional, listen to worship music).

What You Say:

"It's easy for our schedules to fill up, isn't it? If we aren't intentional, time with Jesus can get squeezed out. Martha spent time being busy making everything wonderful for Jesus' visit. She was doing good things, but Jesus told Martha that Mary had chosen what was better. Mary spent time sitting at the feet of Jesus and listened to Him.

"Our days can get very busy. We can get busy with sports practice, music lessons, clubs, playing with friends, or doing chores. These are all good things, but Jesus taught us that it's most important to spend time with Jesus. When we spend time with Jesus before we do all of those activities, the awareness that He is with us makes all of those activities better! We can spend time with Jesus by praying, reading the Bible, listening to worship music, or singing praises to Him. Making an actual plan on a calendar is a great way to make sure we **[Bottom Line]** make time for Jesus first."

[Make It Personal] (Share an age-appropriate time of how you make time for Jesus first. For example: "My week can get super-crazy, and if I don't decide ahead of time when I'm going to connect with God, it often doesn't happen. For me, the best time is right in the morning before everyone else gets up. I schedule it just like any other appointment, because Jesus said only one thing is needed, and that time with Him is the most important thing I can do.")





5 min

Memory Verse Activity

5 min

Preteen – Verses to Take with You | Made to **

What You Need

	Bibles	1
	Print "The Color of Humility" Activity Page on cardstock	1
	Colored pencils or fine-tip markers	Several
	Music player to play quiet worship music	1

What You Do:

- Give every kid a Bible.
- Invite them to look up Philippians 2:3 using the Bible Navigation Tips below.

Finding verses with 4th-5th graders: Ask kids to tell you if the book of the Bible they're looking for is in the Old Testament or New Testament. If it's in the Old, instruct kids to flip slowly, starting at the front of the Bible and heading toward the back, until they find the book they're looking for. If it's in the New, instruct kids to start flipping from the back, going forward to find the book they're looking for. Once they find the book, explain that the big numbers on the page are the chapter numbers. First, have them find the chapter they're looking for. Then explain that the small numbers are verse numbers. Tell kids to find the verse within the chapter they've already found.

- Read the Memory Verse together out loud several times.
- Review any words that might be unfamiliar to the kids.
- Invite the kids to set their Bibles aside.
- Give every kid a "The Color of Humility" Activity Page and make the colored pencils/markers available.
- Explain that this is like an "adult" coloring page, with more intricate designs. They can take their time to color it.
- As they color, play some quiet worship music in the background.
- This activity is meant to be calm and reflective, giving them space to think about the words of the verse.

What You Say:

"This is a great verse about humility. It reminds us to think about others more than ourselves. It seems 'upside down,' but it's exactly what Jesus did. And when we think about it, making time for Jesus is an act of humility too. It's saying that Jesus is more important than all the other things we could be doing. It's how we show that only one thing is needed—to **[Bottom Line] make time for Jesus first.**"

5 min

Discussion Questions

5 min

Preteen Discussion Questions

What You Need

No supplies needed

Ask:

- Martha was busy serving, and Mary chose to sit and listen to Jesus. Why do you think Jesus said that Mary had chosen “what is better”?
- It's easy to get caught up in doing good things and forget about God. What are some ways your day can get so busy that you forget to spend time with Jesus?
- How could making time for Jesus first actually help you do other things better?
- Mary didn't have to do anything to earn Jesus' attention—she just chose to be with Him. How does that show the way God wants us to connect with Him?
- Jesus is always with us, even when we are busy. What are some small ways you could acknowledge Jesus' presence with you—at school, at home, or with friends?


5 min

Prayer

5 min

Preteen – Make It Personal with Prayer | Made to Reflect

What You Need

 12-inch piece Yarn

1

 Scissors

1

What You Do:

- Cut yarn into 12-inch lengths, one for every kid.
- Give each kid a piece of yarn.
- Show them how to tie the yarn loosely around their finger or wrist as a reminder.
- Ask them to think silently about one thing that keeps them busy and distracted from spending time with God.
- Lead them in a prayer, asking God to help them with those distractions.

What You Say:

"This week, when you see this piece of yarn on your finger or wrist, let it be your reminder. Let it remind you to pause and focus on Jesus. It's all about being before doing. Be present with Jesus. Pray before you study for the big test, pray before you go hang out with your friends, pray before you begin your big list of chores. Talk to Jesus and remind yourself that He will be with you as you go throughout your day. When you **[Bottom Line] make time for Jesus first**, then you're ready to go out and do all the awesome things that God has made you for—knowing that Jesus is with you every step of the way. Let it remind you to **[Bottom Line] make time for Jesus first**. Let's pray.

"God, thank You for the story of Mary and Martha. It's such a good reminder for us. We get so busy doing so many different things, and sometimes we forget that being with You is the most important thing. Please help us this week to find time to be with You. Help us to choose what is better. We love You, and we pray these things in Jesus' name. Amen."